

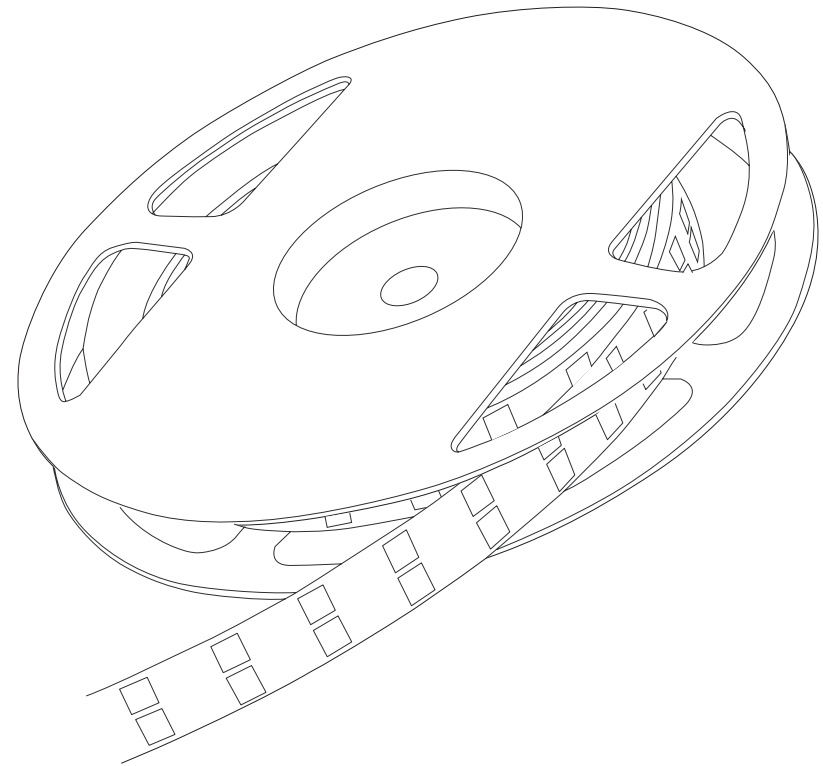


晏杰光电
MAJOR LIGHTING

MJ-F2835L60W24-X-CC

SPECIFICATION SHEET

2019.04 V-1.0



Comprehensive Description

Built-in Constant Current IC Flex LED Strip. Quite simple appearance, only LED exists without any components.


Each group has one LED with Constant Current IC built-in to output constant current.

Same brightness from beginning to the end. Excellent Color Consistency.

Material and technology:

- ◆ LED is packaged with pure gold thread and large chip;
- ◆ Lead-free SMT(RoHS), welding spot is rounded and strong;
- ◆ Double layer PCB to ensure stable electrical property;
- ◆ Authentic 3M adhesive tape with stronger stickiness;
- ◆ A variety of fittings are optional to install easily;
- ◆ Different waterproofing grade: IP65, IP67, IP68 and Nano waterproof;
- ◆ The best silica gel is used to make waterproof;

2100 K 2400 K 2700 K 3000 K 4000 K 6000 K



Technical Parameters

Model: MJ-F2835L60W24-X-CC



Optical parameters

LED Type	SMD2835
Ra	CRI>80&CRI>95
CCT	2100K/2400K/2700K/3000K/4000K/6000K
Emitting Angle	120°
Luminous flux/LED	24-26lm/LED

Electrical parameters

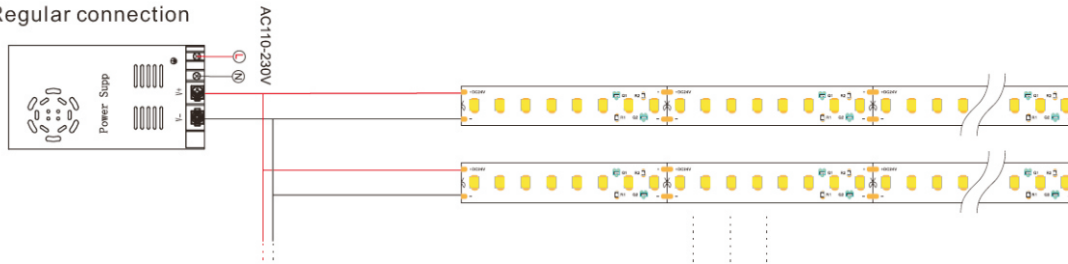
Input Current	0.3A/m
Input Voltage	DC24V
Watt/m	7.2W/m

Others

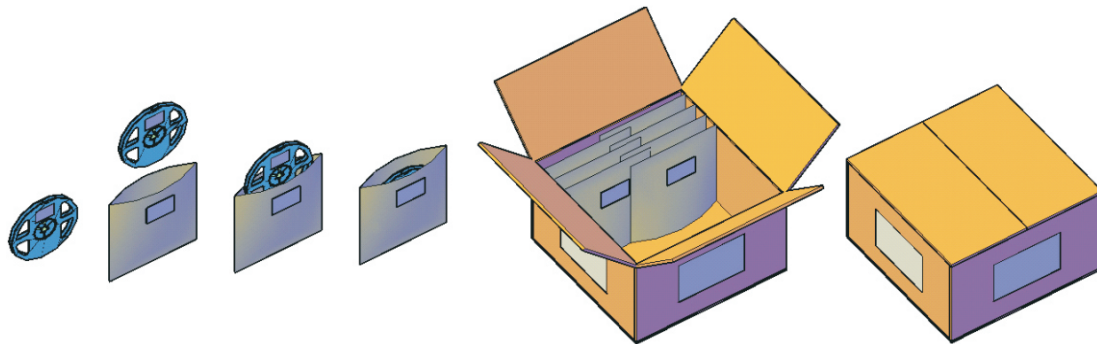
Energy Efficiency	A
Warranty	5 years
Operating lifetime	30,000h
Operating temperature	-20°C- +45°C
Operating humidity	40%-70%RH
Waterproof grade	IP20,IP65,IP67,IP68
Dimensions	2000*10mm
LED Qty/m	60LED/m
Min cuttable distance	100MM(6LED)

Installation Instructions

Regular connection



Package

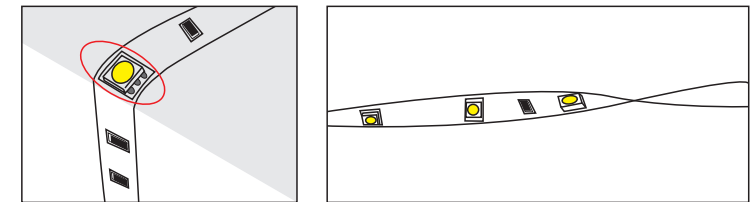
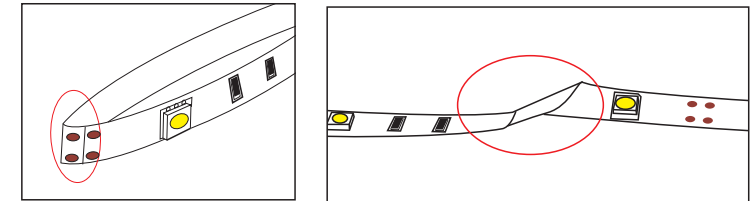


Note:

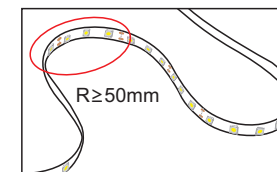
1. One Aluminum Foil Bag for one roll of LED strip, 5M/roll.
2. All the packaging materials are RoHS standard.
3. Heavy stuff are not allow to be loaded above the packaging box.

⚠ Cautions:

- When install the led strip , please note the installation technique. The led strip can be bent, but not distorted, as shown below:



Distortion(Wrong)



Bend(Right)

- LED strips are low voltage products, you must use the power supply(transformer). Please don't connect the led strip directly to the AC110 or AC220V, otherwise it will burn out the LED strips.
- Clean up the installation surface, it will ensure the reliability of the adhesive.
- The electrical connection process must be operated by a professional person.